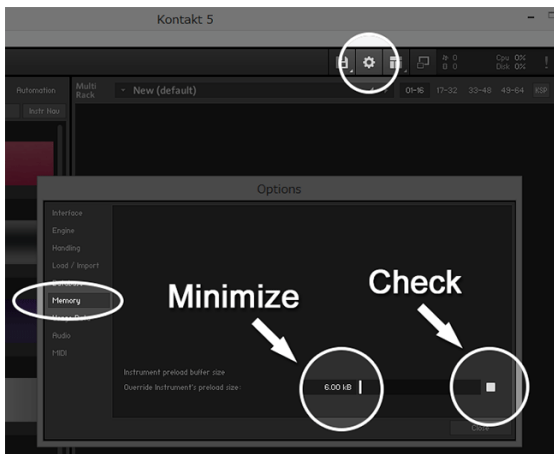




**SR5 Rock Bass 2 update  
ver.2.02**

## [IMPORTANT] Preload buffer size configuration

Check your preload buffer size in Kontakt / Kontakt Player before loading the multi / instrument. The default pre-load buffer size is very large so samples are streamed safely, but it is too large. In most cases, samples can be streamed smoothly with a much smaller preload buffer size. By decreasing the preload buffer size, loading time becomes much shorter and you can save a big RAM space. As this product is a very big instrument that loads a large number of samples, the preload buffer size needs to be properly configured in Kontakt's option.



(Kontakt Options)

1. Click the Options button;



and click the 'Memory' tab.

2. Check the box (so it becomes white) and minimize; 'Override Instrument's preload size' (6kB).

We recommend you to start with the minimum; 6kb. If the samples are not played smoothly, try 12kb. If the sample streaming is still not smooth with 12kb, increase the buffer size as needed unless RAM runs out. It depends on the system, but in most cases 12 kb should work fine.

---

## ver.2.02 New Features / Changes:

### New Features

- User chord shape editor can preview chords higher than the 5th fret by clicking the left / right arrow buttons.
- User chord shape editor displays fret numbers and note names.
- User chord shape editor displays the available Normal Key Range of the user chord and the note name of the Normal Key to play the chord on the selected preview position.

### Fix

- The picture of the pick on the Fretboard Monitor is not displayed correctly in some situations. That has been fixed.

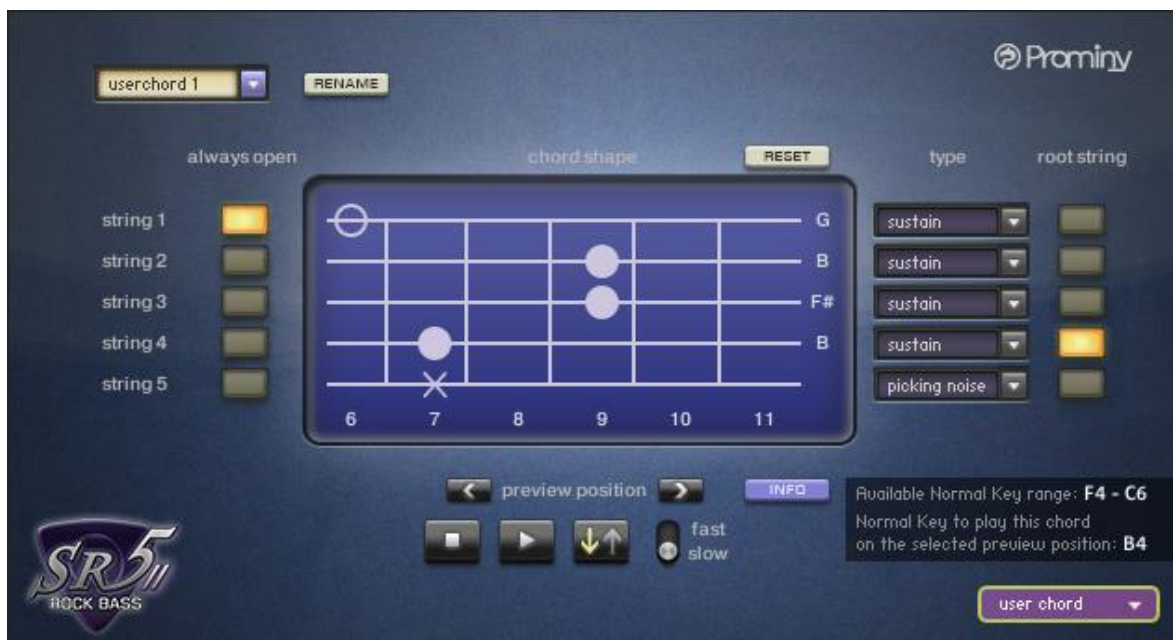
### [Please check your Kontakt Player version]

This update requires Kontakt Player (or Kontakt) 5.8.1 or later. If your Kontakt Player version is older than 5.8.1, go to;

<https://www.native-instruments.com/en/products/komplete/samplers/kontakt-6-player/free-download/>

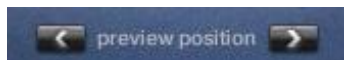
and download the latest version of Kontakt Player.

## User Chord Shape Editor's new features




User chord shape editor displays fret numbers and note names.

### Left / Right arrow buttons



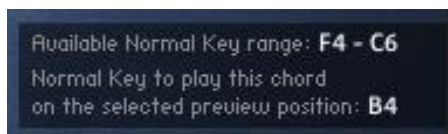
You can move the fret position to preview the user chord you are creating by clicking the arrow buttons.

### INFO button



The following information can be displayed / hidden by clicking the INFO button.

- Available Normal Key Range of the user chord
- The note name of the Normal Key to play the chord on the selected preview position.



[TIPS]

The key ranges on Kontakt's virtual On-Screen Keyboard is that of the instrument currently selected in the Fretboard Monitor window.

*Though the user chord you are editing can be previewed using the preview button on the user chord shape editor, if you would like to play the user chord using Kontakt's virtual On-Screen Keyboard or your MIDI keyboard controller, the user chord needs to be selected in the Fretboard Monitor Window.*



(Example: editing 'user chord 1') Select the 'user chord 1' using Instrument Select Key Switch or the pull-down menu; 'instrument' in the Fretboard Monitor window before editing the 'user chord 1'.

And then open the user chord shape editor and select the 'user chord 1'. By doing this, you can also see the available Normal Key range of the user chord on Kontakt's virtual On-Screen Keyboard.



---

## ver.2.01 New Features / Changes:

### New Features

- Stomp effects can be turned ON / OFF via MIDI CC

### Improved

- Sample start points of some of the down-tuning samples have been adjusted.

### [Please check your Kontakt Player version]

This update requires Kontakt Player (or Kontakt) 5.8.1 or later. If your Kontakt Player version is older than 5.8.1, go to;

<https://www.native-instruments.com/en/products/komplete/samplers/kontakt-6-player/free-download/>

and download the latest version of Kontakt Player.

## Control the stomp switches via MIDI CC

Stomp effects can be turned ON / OFF via following MIDI CCs

| MIDI CC# | Effect                               |
|----------|--------------------------------------|
| 68       | comp (0-63: OFF / 64-127: ON )       |
| 69       | overdrive (0-63: OFF / 64-127: ON )  |
| 70       | modulation (0-63: OFF / 64-127: ON ) |

**SR5 Rock Bass 2 update ver. 2.02**

Written by AKIHITO OKAWA

January 21, 2020

Copyright © 2004 – 2020 Prominy, Inc / AKI Sound

All rights reserved



<http://prominy.com>

Email: [info@prominy.com](mailto:info@prominy.com)